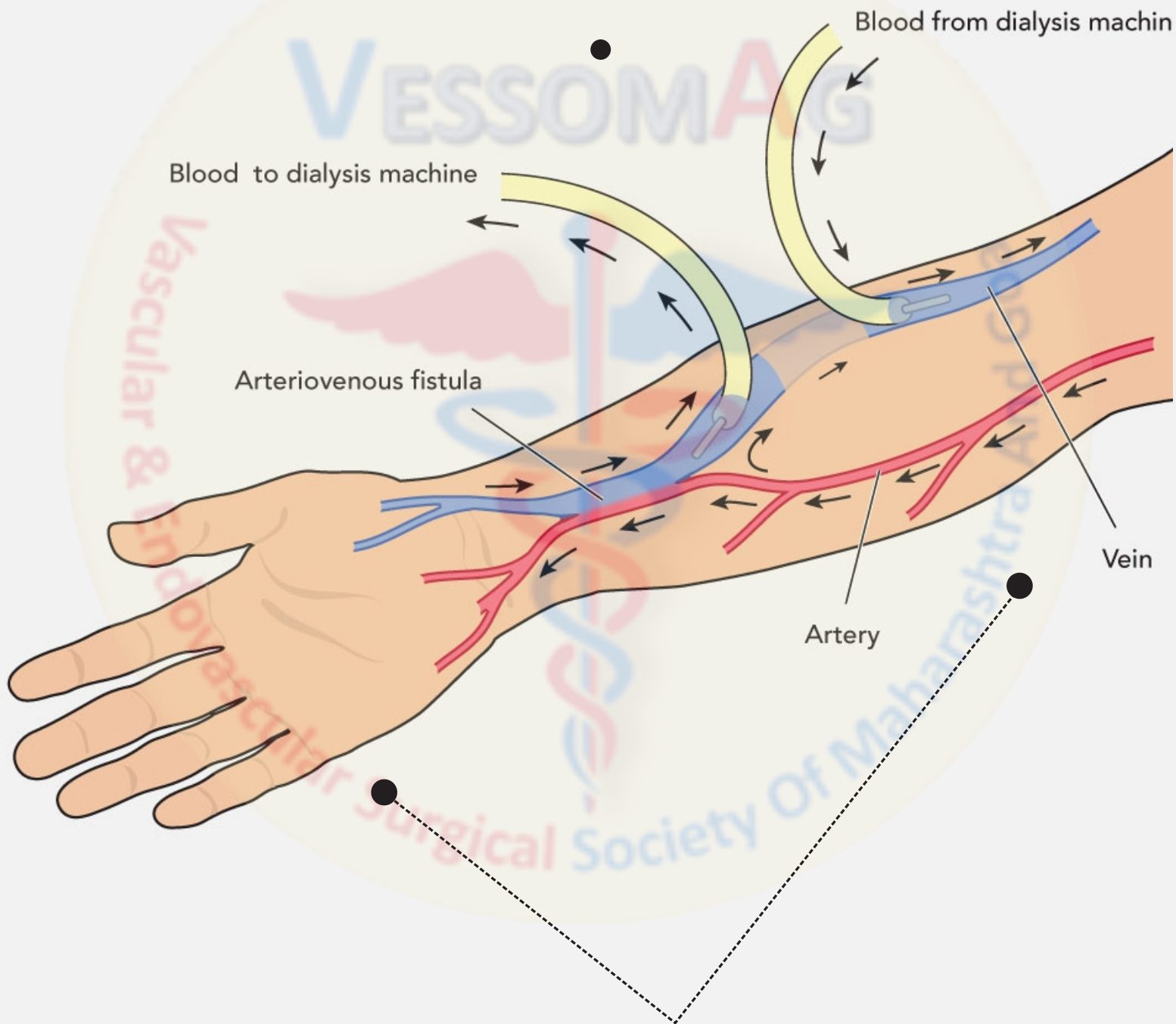




# VASCULAR & ENDOVASCULAR SURGICAL SOCIETY OF MAHARASHTRA AND GOA



## **DIALYSIS ACCESS PROCEDURES**

### **THE LIFE LINE FOR HAEMODIALYSIS**

FOR PATIENT INFORMATION / EDUCATION PURPOSES

# DIALYSIS ACCESS PROCEDURES

## INTRODUCTION

All patients with chronic kidney dysfunction who require long-term dialysis need a well-functioning dialysis access to help during dialysis. An arteriovenous (AV) fistula is a surgically created connection between an artery (fast flow) and a vein (normally having slow flow). After the connection, the diameter of the vein will get enlarged (mature) and it can be used for dialysis, typically after 6–8 weeks of surgery. If dialysis is required on an urgent basis, your nephrologist would advise the placement of temporary or permanent catheter, usually in the neck. However, there is a higher risk of infection and clotting or blockage associated with this.



Figure 1: AV fistula

## COMMON SITES OF AV FISTULA

The vascular specialist will choose the most appropriate site based on the size of artery and vein as well as previous injections or thrombosis.

**Common sites include :** • Wrist • Forearm • Elbow

If earlier fistula vein has gotten blocked, or veins are not suitable for fistula, you may be advised for more complex vascular procedures like basilic vein bypass or artificial AV graft. These are more extensive surgical procedures performed in the forearm or arm, usually under a nerve block.

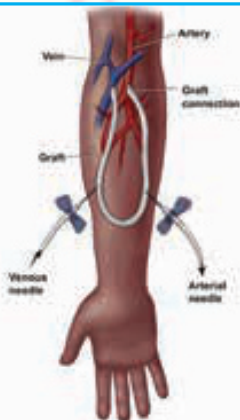


Figure 2: AV access graft

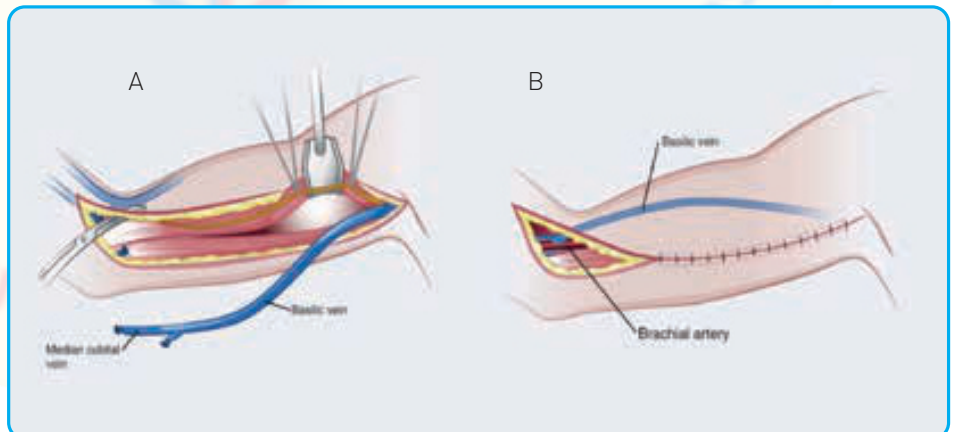


Figure 3: Basilic vein

In some patients for whom fistula or other complex surgical procedures are not feasible or possible, your nephrologist or vascular specialist may suggest the placement of tunneled dialysis catheters (Permcath). Under certain circumstances, your nephrologist may advice for peritoneal dialysis instead of hemodialysis.

# FISTULA CARE

- A thrill is usually felt and a bruit can be heard through a stethoscope over the fistula site.
- You may have pain/swelling or mild bruising after the procedure, which usually subsides after 1–2 weeks.
- You would be advised to avoid measurement of BP on or blood samples from that arm.
- Regular wrist and fist exercises can be started from the 2nd day.
- The vein will start becoming prominent by 6–8 weeks and can then be utilised for dialysis. However, in few patients, vein maturation can take up more time and further evaluation by Doppler or fistula angiography may be required

## IMPORTANT SIGNS TO WATCH OUT FOR

**Bleeding :** Rarely, bleeding may occur any time after the operation due to fragile veins or infection. This needs urgent attention and may require repeat surgery or even ligation of the fistula or artery.

**Blockage :** Small-sized veins, decreased blood pressure, fever, dehydration or pressure at the site of fistula are known factors leading to the clotting and blockage (thrombosis) of fistula veins. A repeat surgery or angioplasty may be required to revive the fistula. Balloon angioplasty and the occasional use of stents are important techniques used to prolong the functioning life of precious dialysis fistula. However, these veins are prone to have recurrence of blockages and repeat procedures are often performed.

**Massive swelling:** Increasing swelling few days after the operation that does not reduce after 2–3 weeks may need evaluation by Doppler or angiography to detect large/central vein stenosis or occlusions. This needs prompt treatment by angioplasty.

**Slow flow OR excess bleeding after the fistula usage:** These are signs of narrowing of fistula or the fistula vein and would need further evaluation by Doppler or angiography. A repeat surgery or angioplasty may be required to revive the fistula.

**Localised swelling (aneurysm):** Localised pulsatile swelling needs prompt attention by vascular specialist. An infected aneurysm can often end up with severe bleeding if not treated in time.




Figure 4: Basilic vein angioplasty (A) pre- (B) post



Figure 5: Wrist aneurysm with distal venous hypertension

## REMEMBER

- A properly functional AV fistula is the lifeline for patients on hemodialysis
- If dialysis is required on an urgent basis, a temporary or tunneled catheter would be required in the neck
- An AV fistula or other advanced vein procedures have better durability as compared to temporary catheters.
- Be watchful of the danger signs of fistula problems or complications and consult your vascular specialist if they occur.

VESSOMAG

Vascular & Endovascular Surgical Society Of Maharashtra And Goa



Vascular & Endovascular Surgical Society Of Maharashtra And Goa

**VASCULAR & ENDOVASCULAR  
SURGICAL SOCIETY OF  
MAHARASHTRA AND GOA**



Courtesy:internet

**Disclaimer:** This material is for informational and educational purposes only. It does not replace the advice or consultation of a doctor or healthcare professional. VESSOMAG makes every effort to provide information that is accurate and timely, but makes no guarantee in this regard. If you think you may be suffering from any of these medical conditions you should seek immediate medical attention. You should never delay seeking medical advice, disregard medical advice, or discontinue medical treatment because of information on this website/leaflet.

# VESSOMAG Society Enrolled Members

**Dr.Dhanesh Kamerkar, Pune** | **Dr.Amish Mhatre, Mumbai** | **Dr.Advait Kothurkar, Pune**

**President**

**Secretary**

**Treasurer**

1. Dr.Pravin S Narkhede, Nashik

2. Dr.Rohit Gupta, Nagpur

3. Dr.Ritesh Gaikwad, Thane

4. Dr.Atul Jadhav, Pune

5. Dr.Paresh Pai, Mumbai

6. Dr.Piyush Jain, Navi Mumbai

7. Dr.Bhushan Dilip Shinde, Kolhapur / Islampur

8. Dr.Harshvardhan Oke, Pune

9. Dr.Vaibhav Lende, Nagpur

10. Dr.Pankaj Patel, Mumbai

11. Dr.Aniruddha Sanjoy Bhuiyan, Mumbai

12. Dr.Ashutosh Aher, Nashik

13. Dr.Nitin Pathak, Pune

14. Dr.Vinit Ashok Paliwal, Mumbai

15. Dr.Simit Dilip Vora, Mumbai

16. Dr.Nupur Bit, Pune

17. Dr.R Sekhar, Mumbai

18. Dr.Shardul Date, Pune

19. Dr.Shahzad Sarosh Bulsara, Dubai

20. Dr.Virendra Yadav, Mumbai

21. Dr.Shrikant Pandurang Ghanwat, Pune

**Connect with us**

<https://www.facebook.com/vessomag>

<https://www.instagram.com/vessomag>

<https://www.linkedin.com/company/vessomag/>

[www.vessomag.com](http://www.vessomag.com)